


# Jammin' July Worksheets

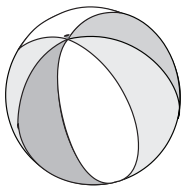
Name \_\_\_\_\_ Date \_\_\_\_\_




shell



hat



towel



umbrella



sun




ball

**Instructions:** Identify each beach word and picture with students. Have them draw a line between each picture and its matching label.

# Jammin' July Worksheets

Name \_\_\_\_\_ Date \_\_\_\_\_



PREK/K • 02

JAMMIN' JULY • FISH DOT-TO-DOT

**Instructions:** Have students connect the dots to reveal an ocean animal in its habitat. Then have them color the picture.

# Jammin' July Worksheets

Name \_\_\_\_\_ Date \_\_\_\_\_



PREK/K • 03

JAMMIN' JULY • PICTURE FIND

**Instructions:** Have students circle the items in the picture that don't belong at the beach. There should be seven things.

# Jammin' July Worksheets

Name \_\_\_\_\_ Date \_\_\_\_\_



At  
the  
Beach

By \_\_\_\_\_  
\_\_\_\_\_  
\_\_\_\_\_

I wear \_\_\_\_\_  
\_\_\_\_\_  
\_\_\_\_\_

GRADE ONE • 01

I eat \_\_\_\_\_  
\_\_\_\_\_  
\_\_\_\_\_

I play with \_\_\_\_\_  
\_\_\_\_\_  
\_\_\_\_\_

JAMMIN' JULY • BEACH BOOK

**Instructions:** Have students complete each sentence and draw a picture about it above the sentence. Then have them cut apart and staple the pages together into a book.

# Jammin' July Worksheets

Name \_\_\_\_\_ Date \_\_\_\_\_






✂

Pacific Ocean	Arctic Ocean	Atlantic Ocean	Indian Ocean
---------------	--------------	----------------	--------------

**Instructions:** Have students color the ocean blue and the land green. Then have them cut apart the words and past them in the correct ocean.

# Jammin' July Worksheets

Name \_\_\_\_\_ Date \_\_\_\_\_



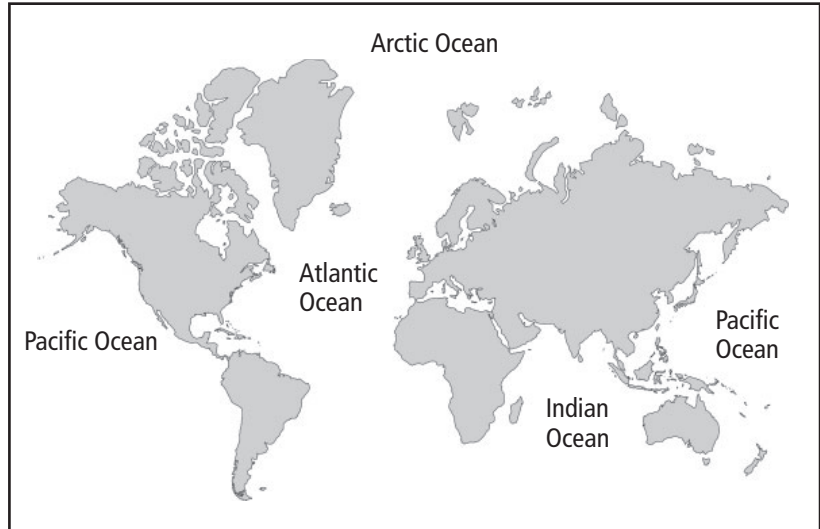
**Instructions:** Say the name of each tide pool animals with students. Have them draw the other half of the animal. They may color the pictures when finished.

# Jammin' July Worksheets

Name \_\_\_\_\_ Date \_\_\_\_\_

**Instructions:** Read the passage about oceans. Then answer the questions below.

Earth has four main oceans: the Arctic Ocean, Atlantic Ocean, Indian Ocean, and Pacific Ocean. These oceans cover almost 70% of the Earth's surface. The oceans are also very deep. The Mariana Trench is thought to be the deepest



part of the ocean. It is located in the Pacific Ocean, and it is as deep as approximately 29 times the height of the Empire State Building in New York City. The water in the oceans is very salty. As river water flows toward the oceans, it gathers salts from the rocks and soil in the river. The salts are then deposited into the oceans by the river water flowing into it.

1. Why is the ocean salty? \_\_\_\_\_

\_\_\_\_\_

2. What are the names of the four main oceans? \_\_\_\_\_

\_\_\_\_\_

3. What is the deepest part of the ocean and where is it located?

\_\_\_\_\_

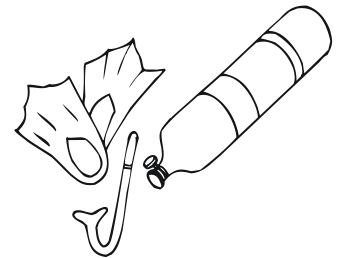


\_\_\_\_\_

# Jammin' July Worksheets

Name \_\_\_\_\_ Date \_\_\_\_\_

**Instructions:** Locate and circle each ocean sport from the word box in this word search.

a	s	n	l	t	e	k	e
e	n	p	i	m	l	b	v
l	o	b	a	t	c	x	i
g	r	u	s	u	r	k	d
w	k	i	h	m	s	i	a
m	e	d	t	r	w	u	b
a	l	c	e	k	i	v	u
n	o	t	f	a	m	b	c
j	a	k	s	u	r	f	s
w	g	p	d	c	i	u	l



snorkel

sail

water ski

scuba dive

surf


swim



# Jammin' July Worksheets

Name \_\_\_\_\_ Date \_\_\_\_\_

**Instructions:** Identify as many words as you can from the letters in the words *coral reef*. You may only use each letter once. Write the words on the lines.



coral reef

_____	_____
_____	_____
_____	_____
_____	_____
_____	_____
_____	_____

# Jammin' July Worksheets

Name \_\_\_\_\_ Date \_\_\_\_\_

**Instructions:** A tanka poem has 5 lines. Each line contains a set number of syllables. Read the tanka poem below. Then write your own on the lines provided.

Line 1 - 5 syllables

Earth's four main oceans

Line 2 - 7 syllables

the Pacific, Atlantic,

Line 3 - 5 syllables



Indian, Arctic

Line 4 - 7 syllables

Cover much of Earth's surface

Line 5 - 7 syllables

Home to many living things.



Write a tanka poem.

---

---

---

---

---