


Amazing April Worksheets

Name _____ Date _____



chick



bear



zebra

Instructions: Read the names of the baby animals aloud with students. Then have them color the baby animals and trace the words.

Amazing April Worksheets

Name _____ Date _____



PREK/K • 02

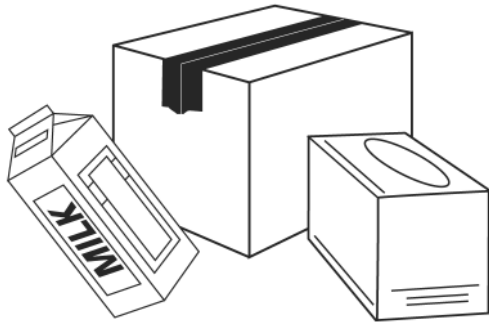
AMAZING APRIL • ARBOR DAY PLANTING

Instructions: Have students connect the dots to find out what is planted on Arbor Day. Then have them color the picture.

Amazing April Worksheets

Name _____ Date _____

Cardboard



Tin Cans



Plastic



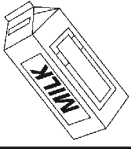


Glass



Instructions: Have students count the objects in each recycling category. Then have them write the number on the line.

Amazing April Worksheets


Name _____ Date _____

Cardboard 				
Tin Cans 				
Newspaper 				

1. Circle how many?  2 3 4

2. Circle how many?  2 3 4

3. Circle which has more?   



Instructions: Have students cut out the pictures of the recyclables and paste them in the chart where they belong. Then have them use the chart to find and circle the answers to the questions above.

Amazing April Worksheets

Name _____ Date _____

l
i
o
n

GRADE ONE • 02




AMAZING APRIL • ANIMAL ACROSTIC

Instructions: An acrostic poem uses the letters in a word to tell something about the word. Have students create an acrostic using the word *lion*. Have them write words that describe a lion that start with each letter in the word.

Amazing April Worksheets

Name _____ Date _____

GRADE ONE • 03



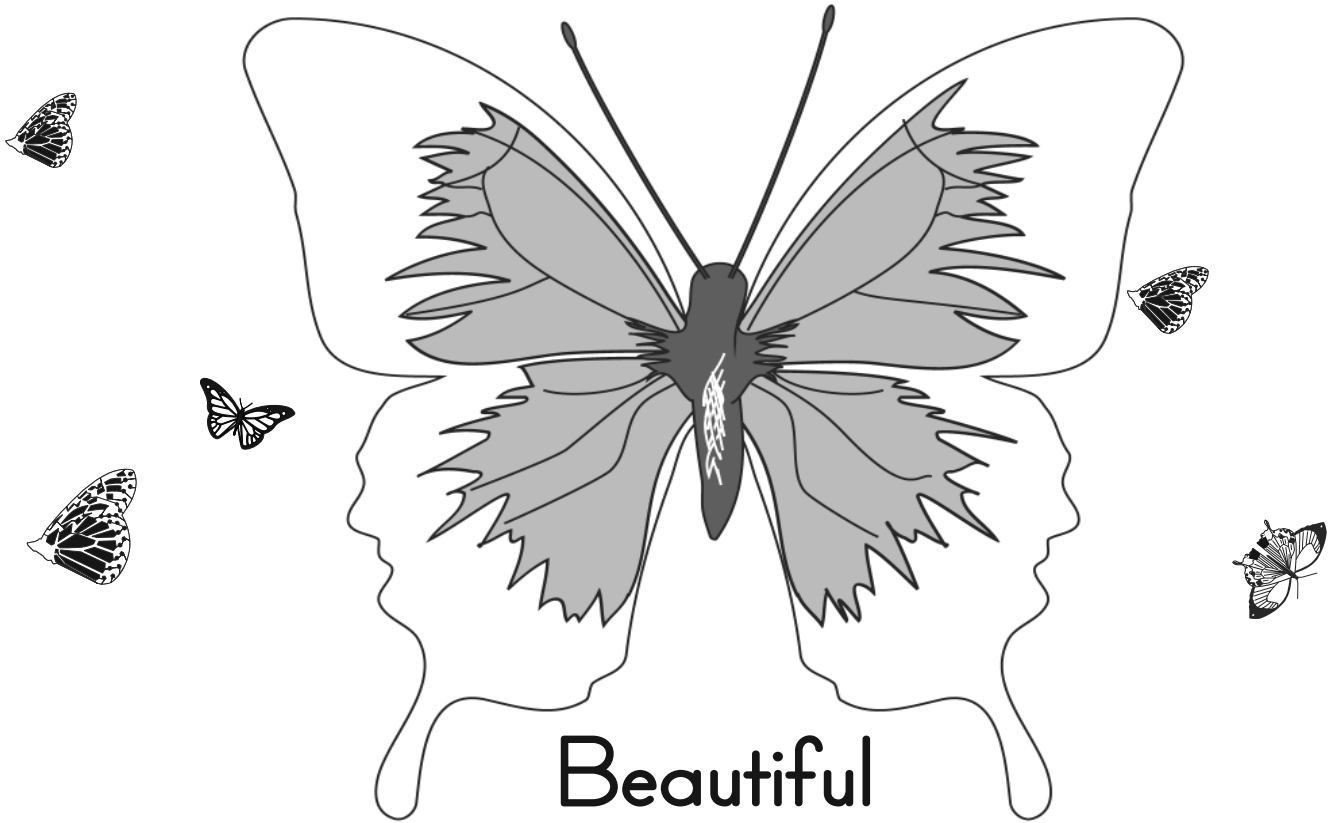
AMAZING APRIL • FARM ANIMALS

Instructions: Have students draw a line from each baby animal to its mother. Then have them color the barnyard scene.

Amazing April Worksheets

Name _____ Date _____

Instructions: Write five synonyms for the word beautiful. You may choose words that you already know and/or use a thesaurus.



Amazing April Worksheets

Name _____ Date _____

Instructions: Choose 24 Earth Day related words from the collection below and write them on your Bingo card. Use your completed card to play Bingo.



		FREE		

- | | | | | |
|---------|---------|---------|---------|--------|
| EARTH | CLEAN | RECYCLE | AWARE | REUSE |
| TREE | REDUCE | WATER | LEARN | LITTER |
| PLASTIC | TRASH | PROTECT | HABITAT | GLASS |
| TEACH | CANS | COMPOST | BOTTLES | SAVE |
| PAPER | POLLUTE | OZONE | TRY | |


Teacher Instructions:

- Create a call sheet using the worksheet. Cut out the squares and put them in a bowl.
- Hand out 25 pennies, pebbles, or other small, similar objects. Have students use the objects to cover the words you call to complete a predetermined pattern, a line, an X, the entire board, etc.
- Have students use the Bingo cards they created to play the game.
- Select and call out a word from the bowl one at a time until someone calls out BINGO!

Amazing April Worksheets

Name _____ Date _____

Instructions: Arbor Day is a national holiday to honor trees. Many people celebrate the holiday by planting a tree. Trees are important for many reasons. Why do you think we need trees? What do trees provide? Write as many ideas as you can on the lines provided.



Amazing April Worksheets

Name _____ Date _____

Instructions: Find the sum to each butterfly math problem below.

