
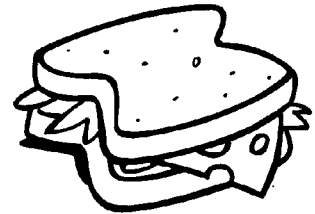
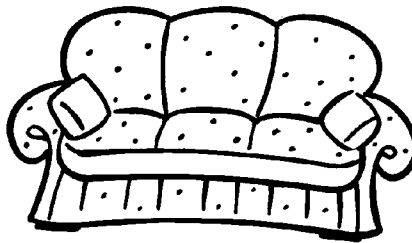
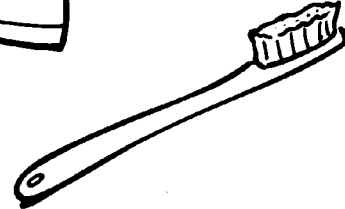





Summer Travel Worksheets


Name _____ Date _____



Instructions: Have students color the items they would pack. Have them think of an item they wouldn't want to leave behind, and draw it in the suitcase.

Summer Travel Worksheets

Name _____ Date _____



PREK/K • 002







SUMMER TRAVEL • FEELINGS

Instructions: Have students color the sun to show how they're feeling today.

Summer Travel Worksheets

Name _____

Date _____




Instructions: Have students draw a line to match each animal with its home.

Summer Travel Worksheets

Name _____ Date _____

R S S B W T S
B U A U A O W
E N N C V W I
A J D K E E M
C S H E L L A
H W A T E R S
S H O V E L J



BEACH SAND SHOVEL WATER SUN
BUCKET SHELL SWIM TOWEL WAVE

Instructions: Find things that belong at the beach in the word search above.

Summer Travel Worksheets

Name _____ Date _____

GRADE ONE • 002



SUMMER TRAVEL • HOW MANY?

Instructions: How many watermelon seeds can you count? _____

Summer Travel Worksheets

Name _____ Date _____

GRADE ONE • 003

Dear _____ ,

Love,

SUMMER TRAVEL • WRITE A LETTER

Instructions: Write a letter to someone you care about. Tell them about the fun you're having this summer. Remember to add pictures, and cut out your letter before you send it.

Summer Travel Worksheets

Name _____ Date _____

Directions: Keep an eye out for the following license plate slogans. Can you match the slogan with the state?

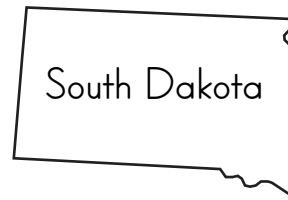
The Last Frontier

The Golden State

Land of Lincoln

Great Lakes State

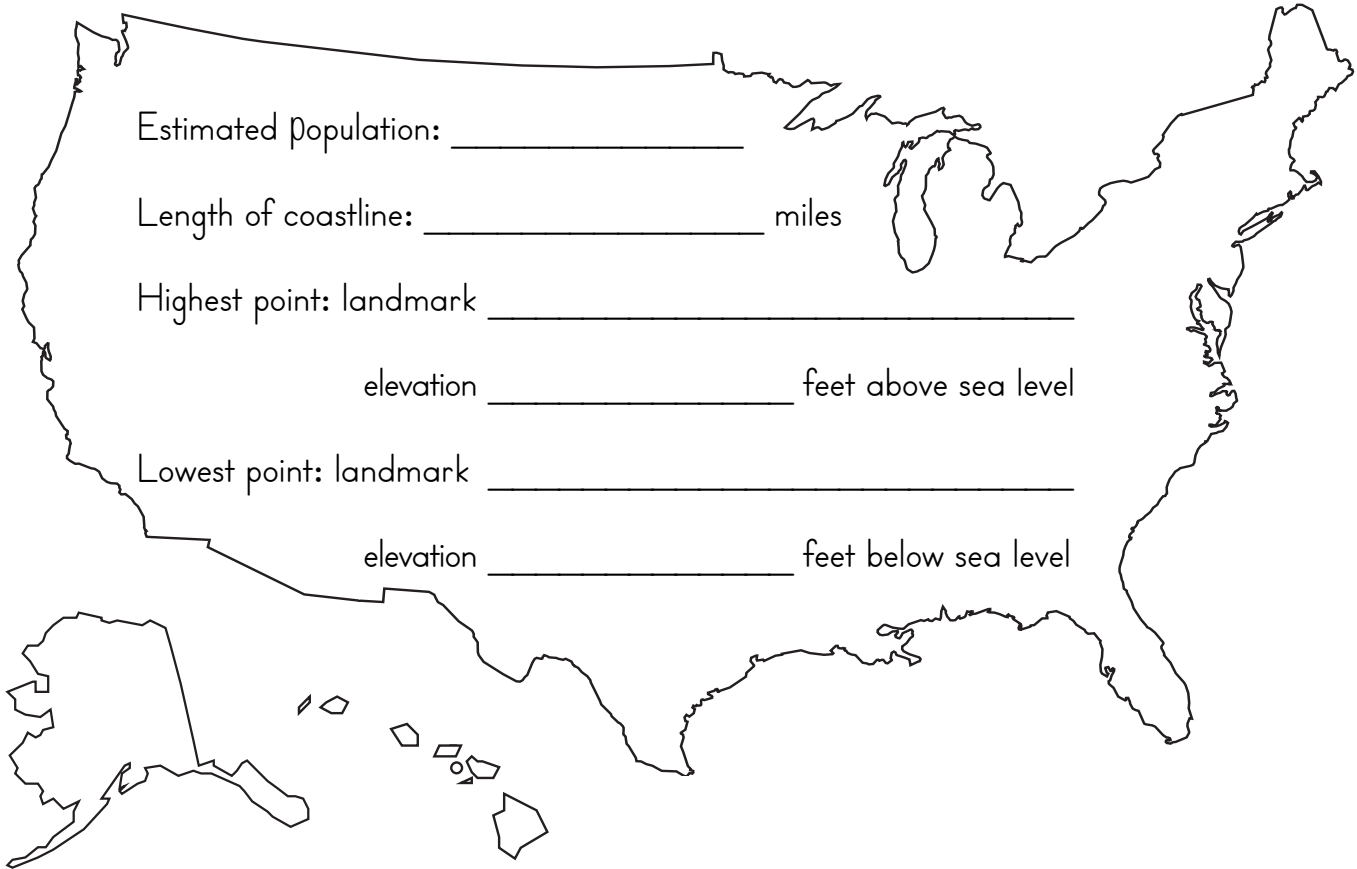
Great Faces



Summer Travel Worksheets

Name _____ Date _____

Directions: Use a map of the United States and other resources to find the following facts:




Glossary of Terms

highest point	highest elevation point in the U.S.
landmark	a geographic feature
length of coastline	area where the water meets the coast
lowest point	lowest elevation point in the U.S.
population	number of people living in a country, city, or area
sea level	the level of the surface of the sea

Summer Travel Worksheets

Name _____ Date _____

Directions: Play this game with a partner. Each player should choose a different colored pen or pencil. Then, taking turns, connect two neighboring dots. You may draw your lines up and down or side-to-side, but not diagonally. Use your turns to try and make as many squares as possible. When you close a square, write your initials inside, and take an extra turn. The winner is the one who closes the most boxes.



If you want to play some more, make your own dot grid on the back of this worksheet.

Summer Travel Worksheets

Name _____ Date _____

Title: _____

Author: _____

I would tell a friend to read this book.

yes no

Summary:

Instructions: Fill out a journal page for each book you read this summer.

Write a few sentences in the summary section to tell what the book is about.

Decorate the border of your journal page to show more about the characters and events in the book.