


New Years Worksheets


Name _____ Date _____



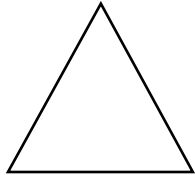
circle




star



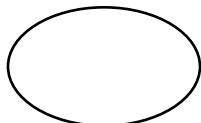
square




triangle



diamond



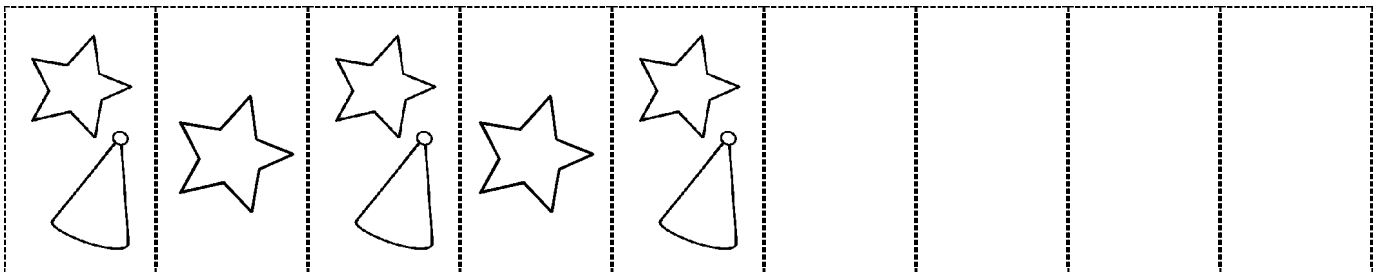
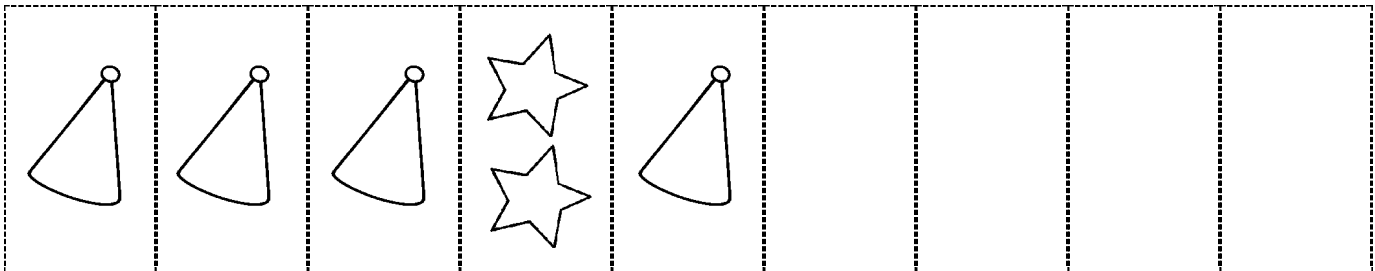

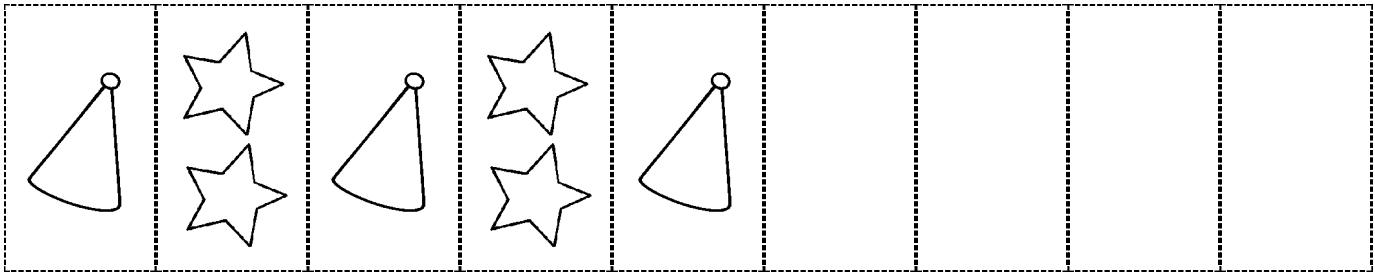
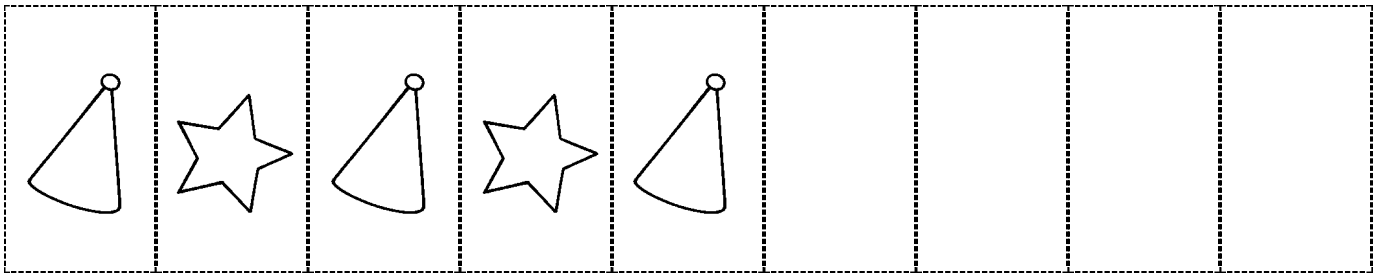
oval



Instructions: Review the names of the shapes in the column on the left. Then have students use as many of the shapes as possible to draw a party hat for the child.

New Years Worksheets

Name _____ Date _____



Instructions: Have students study the patterns in each row, then complete the patterns in the row by filling in the spaces with the correct shapes.

New Years Worksheets

Name _____ Date _____

PREK/K • 003


NEW YEARS • CONNECT THE DOTS



Instructions: Connect the dots from 1 to 20 to find out what Baby New Year is holding.

New Years Worksheets

Name _____ Date _____



GRADE ONE • 001

NEW YEARS • NEW YEARS COUNTDOWN


Instructions: Help Mouse count down to New Year's Day. Fill in the circles to count backward from 10. Start at the top.

New Years Worksheets

Name _____ Date _____

I promise to...

Next year I hope...



Instructions: Draw a picture of your hope for next year.

New Years Worksheets

Name _____ Date _____

Directions: Monster is having a party, but there are 10 things out of place. Help Monster find what's wrong.



New Years Worksheets

Name _____ Date _____

Directions: A cinquain is a five-line poem that follows this format:

Line 1: one word (the title)

Line 2: two words (that describe the title)

Line 3: three words (that describe action related to the title)

Line 4: four words (that express feelings about the title)

Line 5: one word (that gives another word for the title)

Example:

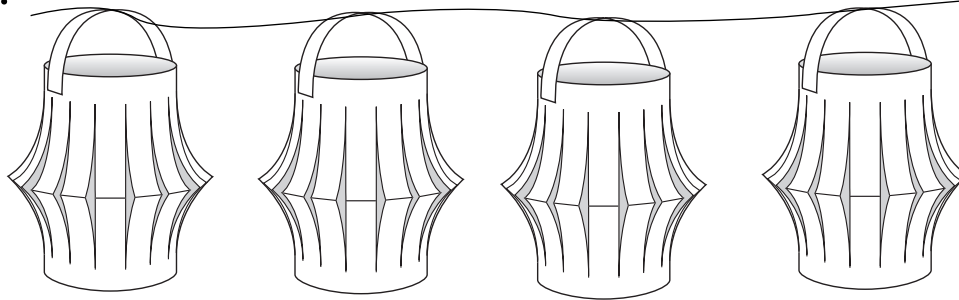
Firecrackers
Loud, colorful
Exploding all around
Sometimes a little scary
Sparks

Write Your Poem Here	Possible Words	Brainstorm Ideas
	<i>Cheer</i>	
	<i>Dance</i>	

New Years Worksheets

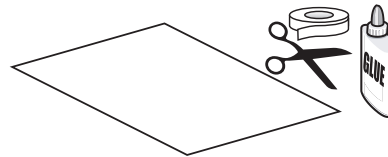
Name _____ Date _____

Chinese New Year is a very important holiday in China. It is celebrated in late January to early February (depending on the year). Chinese New Year starts on a new moon and ends with the lantern festival on the full moon 15 days later.

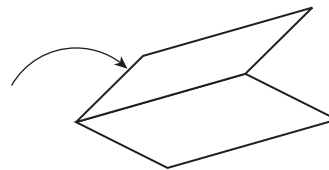


Materials:

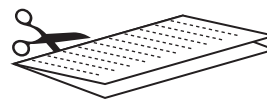
- Colored construction paper or gift wrap
- Scissors
- Glue, tape, or stapler



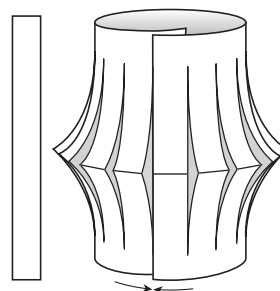
1. Take a rectangular sheet of colored construction paper or gift wrap and fold it in half, lengthwise.



2. Make a series of cuts (about 10) along the fold line. Don't cut all the way to the edge of the paper.



3. Open the paper. Put the short ends of the paper together.
4. Staple, tape, or glue the short ends together.



5. Finally, cut out a strip of construction paper. Attach both ends to the top of the lantern to make a handle.

New Years Worksheets

Name _____ Date _____

Directions: There are many ways to write about the future. Here are some patterns that you can use. Read the examples below and write a sentence of your own using each pattern.

I've decided to... *take the bus to school tomorrow.*

I'm thinking of... *going to the movies.*

I might... *go to my grandparents' house this weekend.*

I will... *talk to Miss Jones tomorrow.*

I can... *finish the game by this afternoon.*

New Years Worksheets

Name _____ Date _____

Directions: Write in your New Year's resolution below. Then follow the instructions to play a game.



This year I resolve to: _____

How to Play:

- Players should cut out their resolutions and place them face down in a box. Mix them up.
- Divide the players into two teams.
- Have each player go to the front of the classroom and choose a resolution from the box (alternating teams).
- After choosing a resolution, have each team member try to draw the resolution on the board — **no words allowed!**
- Then have the player's teammates try to guess the resolution within 60 seconds. If someone on the team guesses correctly before time is up, the team gets one point. If no one guesses, the other team has one guess to try to earn the point. If neither team guesses, the paper is returned to the box and no points are awarded.
- The team with the most points wins.

Variation: Act out the resolutions in front of the class rather than draw them.