


Celebrate Spring Worksheets

Name _____ Date _____

Spring is here, and everyone in Bunny's family is too busy to play.

PREK/K • 001



run



jump



plant

sleep



ride




CELEBRATE SPRING • BUSY BODIES


Instructions: Have students draw a line from the family member to the word that tells what he or she is busy doing.

Celebrate Spring Worksheets


Name _____ Date _____




S F N
P I G
F U P




C O W
E S Y
L I Z



U Y E
F B D
C A T



G D A
S O R
E G M



O C H
E W E
A I N



M R S
A F Q
N E D

Instructions: Have students find and circle the letters in each puzzle to spell the picture word. Then have them write each word on the line.

Celebrate Spring Worksheets

Name _____ Date _____

Help bunny find her carrot.

START

a b c d e f g h
A B C D E F G H I J K L M N O P Q R S T U V W X Y Z


PREK/K • 003

CELEBRATE SPRING • UPPERCASE LETTER SEARCH

Instructions: Have students draw a line that follows the uppercase letter trail—all the way from A-Z.

Celebrate Spring Worksheets


Name _____ Date _____



SEEDS

A little seed for me to sow,
A little earth to make it grow.
A little hole, a little pat,
A little wish, and that is that.
A little sun, a little shower,
A little while...
And then, a flower!

— author unknown












1.	2.
3.	4.

Instructions: Have students draw four steps in the poem that are part of planting a seed that grows into a flower.

Celebrate Spring Worksheets

Name _____ Date _____

-ing or -ain	 s _____	 r _____	 w _____	 k _____
	 r _____	 gr _____	 ch _____	 tr _____



Instructions: Have students fill in the blanks with phonograms *-ing* or *-ain* to complete the words above. Then have them cut out the picture boxes and paste each image over the word it goes with.

Celebrate Spring Worksheets

Name _____ Date _____

Cross out the seven tools that don't belong in the garden.
Color the seven tools that do belong. Choose carefully.

GRADE ONE • 003







CELEBRATE SPRING • TOOLING AROUND

Celebrate Spring Worksheets

Name _____ Date _____

Directions: Fill in the word cards and use them to help you remember important vocabulary words or to quiz your friends.

 _____	 _____
Syllables _____	Syllables _____
Meaning _____ _____ _____	Meaning _____ _____ _____
In a sentence _____	In a sentence _____
 _____	 _____
Syllables _____	Syllables _____
Meaning _____ _____ _____	Meaning _____ _____ _____
In a sentence _____	In a sentence _____

Celebrate Spring Worksheets

Name _____ Date _____

Directions: Write the number of syllables that each word contains.

April _____	shower _____	umbrella _____
sunny _____	vegetable _____	season _____

Directions: Divide each word into syllables.

growing _____	playful _____
fabulous _____	rainy _____
garden _____	bunny _____

Directions: Use the following syllables to fill in the blanks and make words:
ing, cre, sprin, a, tion, liv, kle.

_____ + _____

_____ + _____ + _____

_____ + _____

Celebrate Spring Worksheets

Name _____ Date _____

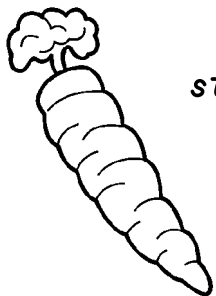
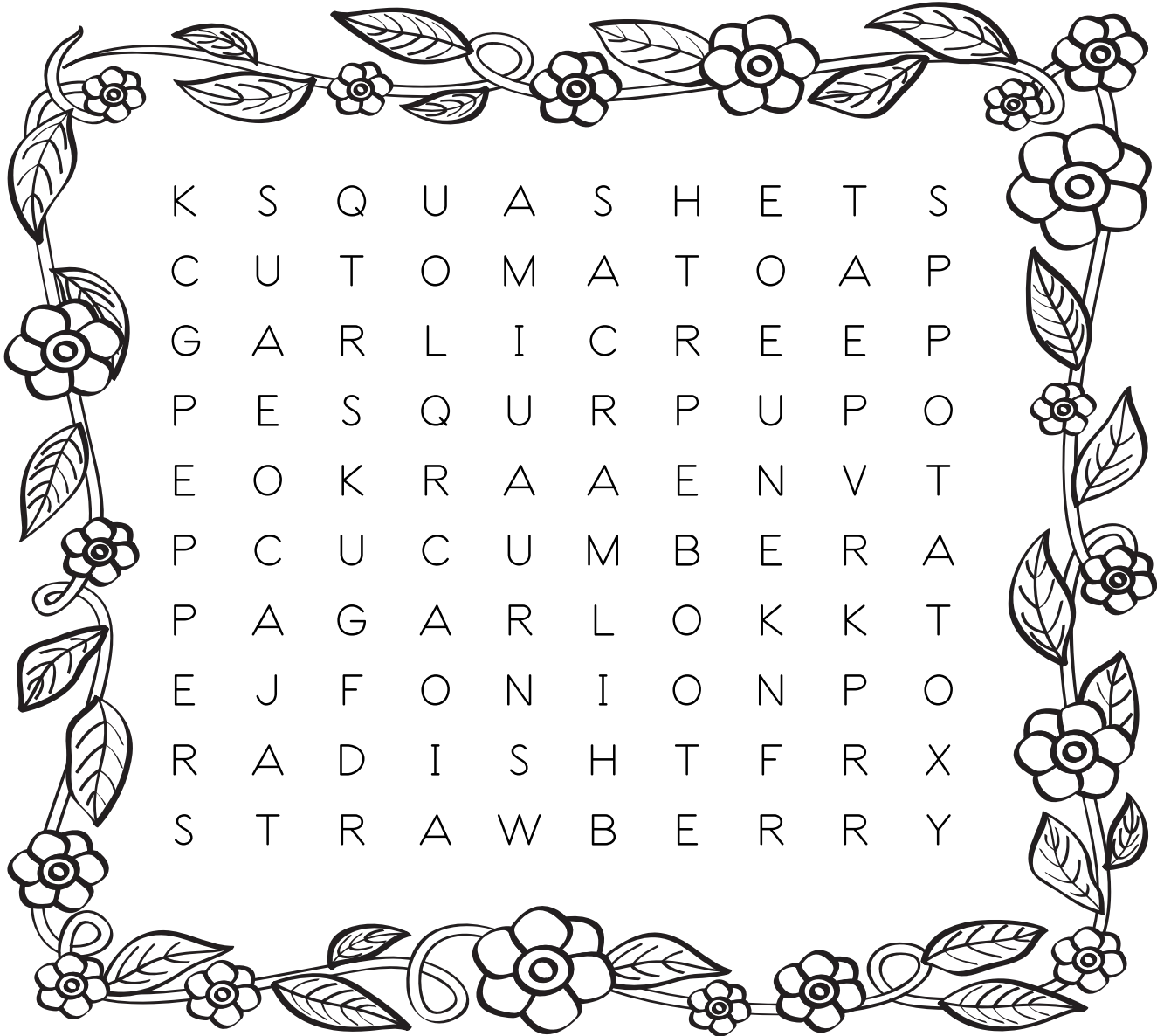
Directions: Divide a sheet of blank paper into fourths. Color and cut out four of the chatty chipmunks below. Paste each cutout onto one of the squares on your blank paper. Then write what you think each of the chipmunks is saying based on its picture.



Celebrate Spring Worksheets

Name _____ Date _____

Directions: Circle the words that grow in a vegetable garden.



*strawberry, onion, okra, carrot, tomato,
pepper, pea, cucumber, radish,
potato, squash, garlic*

