

SHAPES OF YOU

Materials: One worksheet per student




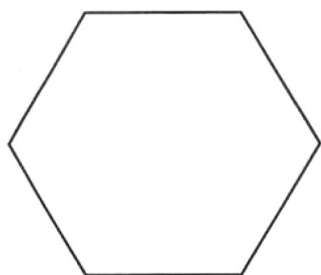

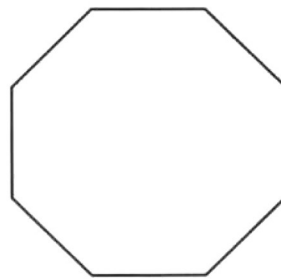
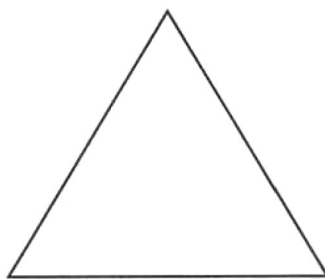
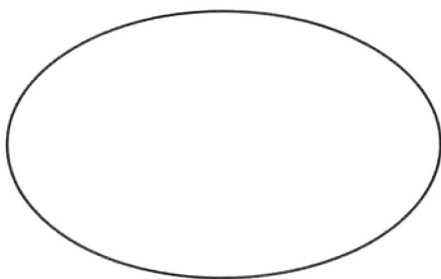



Distribute the worksheets and ask Ss to read the topics and write notes, randomly, in the shapes below. Tell Ss that they should write only one or two words for each topic. They should not look at each other's notes yet. Monitor and help Ss with any vocabulary they need.

When they are ready, ask the Ss to fold their worksheet in half. Arrange Ss into pairs. Tell Ss to show each other their notes. Their partner tries to guess what topics the information refers to. If they get stuck and need help, they can have another look at the topics at the top of the worksheet. Early finishers can discuss the topics they didn't write notes on. When they have finished, elicit any interesting information from the pairs.

1 Make notes on these topics randomly in the shapes.

- something you usually do at the weekend
- a good programme on TV in your country at the moment
- the last time you were in a hurry – and why
- where you were on New Year's Day this year
- a place where you like going for a walk
- the name of a song by your favourite singer/band
- the last time you travelled by boat
- where you were in 2008
- something you like doing on your own
- a person you met by chance
- what you usually do in the evening
- the last time you went for a run
- something you did on purpose and regretted
- the last person you spoke to on the phone
- something you have made by hand
- if you are usually on time or late

Fold



2 Look at your partner's notes and guess what they refer to.

Preposition Pyramid

Learning objective: To practise making sentences using a variety of prepositions correctly.

Game objective: To claim the most prepositions in the pyramid by using each one correctly in a sentence.

Organization: Played in small groups of 3–4 students.

Preparation:

1. Copy one Preposition Pyramid board for each group.
2. Provide three or four different coloured pencils for each group, one for each student.

Description of the game: In turn, each student selects a preposition on the game board and composes a sentence using that preposition. If the sentence is correct, the student claims that triangle, colouring it with his/her colour. Play continues in turn until all the prepositions in the pyramid have been claimed.

Rules:

1. Only one student plays at a time.
2. In turn, select a preposition on the game board and compose a sentence using that preposition.
3. If the sentence is correct, claim that triangle by colouring it in with your coloured pencil. If the sentence is incorrect, you cannot claim the preposition triangle.
4. The other players judge the correctness of the use of the preposition in the sentence. If there are any disputes, the teacher will judge.
5. After each turn, play passes to the next student.
6. The player with the most triangles coloured is the winner.

Variation:

- Make a pyramid with adjective + preposition and verb + preposition combinations (e.g., *full of, afraid of, connect to, apply for*).

